

CG Chip type, Miniaturization Series



- Chip type, miniaturized temperature range up to 105°C
- Applicable to automatic insertion machine using carrier tape
- Complied to the RoHS directive



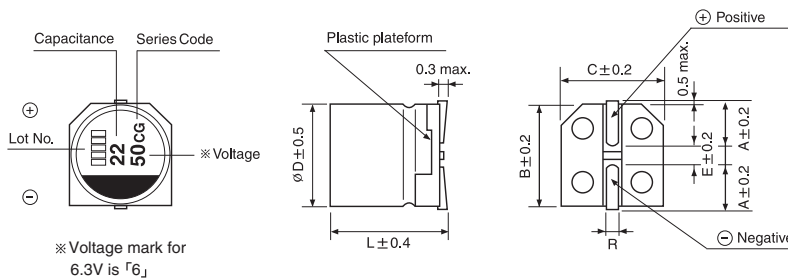
Item	Characteristics
Operating temperature range	-55 ~ +105°C
Leakage current max.	$I = 0.01CV$ or $3\mu A$ whichever is greater (after 2 minutes)
Capacitance tolerance	$\pm 20\%$ at 120Hz, 20°C
Dissipation factor max. (at 120Hz, 20°C)	WV 6.3 10 16 25 35 50
	tan δ 0.26 0.19 0.16 0.14 0.12 0.12
Low temperature characteristics (Impedance ratio at 120Hz)	WV 6.3 10 16 25 35 50
	Z-25°C/Z+20°C 2 2 2 2 2 2
	Z-55°C/Z+20°C 4 4 4 3 3 3
Load life (after application of the rated voltage for 2000 hours at 105°C)	Leakage current Less than specified value
	Capacitance change Within $\pm 30\%$ of initial value
	tan δ Less than 200% of specified value
Shelf life (at 105°C)	After 1000 hours no load test, leakage current, capacitance and tan δ are same as load life value. The measurement shall be performed at 20°C by the KS C IEC 60384 - 4
Resistance to soldering heat	Leakage current Less than specified value
	Capacitance change Within $\pm 10\%$ of initial value
	tan δ Less than specified value

DRAWING

Unit : mm

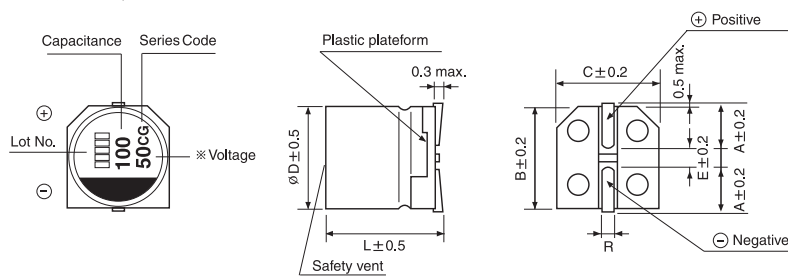
-Series code of CG is "CG"

($\varnothing 6.3 \times 7.7$)



$\varnothing D$	A	B	C	E	R
6.3×7.7	2.4	6.6	6.6	2.2	0.5~0.8
8×10	2.9	8.3	8.3	3.1	0.8~1.1
10×10	3.2	10.3	10.3	4.5	0.8~1.1

($\varnothing 8 \times 10, \varnothing 10 \times 10$)

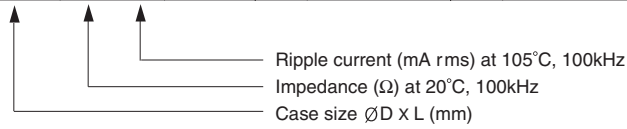


SURFACE MOUNT ALUMINUM ELECTROLYTIC CAPACITORS

CG series

● DIMENSIONS & MAXIMUM PERMISSIBLE RIPPLE CURRENT

μF \diagdown WV	6.3			10			16			25			35			50		
100																6.3×7.7	0.34	350
150										6.3×7.7	0.16	600	6.3×7.7	0.16	600			
220										6.3×7.7	0.16	600				8×10	0.18	670
330				6.3×7.7	0.16	600	6.3×7.7	0.16	600				8×10	0.08	850	10×10	0.12	900
470	6.3×7.7	0.16	600	6.3×7.7	0.16	600				8×10	0.08	850						
560													10×10	0.06	1190			
680	6.3×7.7	0.16	600				8×10	0.08	850									
820										10×10	0.06	1190						
1000				8×10	0.08	850	10×10	0.06	1190									
1500	8×10	0.08	850	10×10	0.06	1190												
2200	10×10	0.06	1190															



● FREQUENCY COEFFICIENT OF PERMISSIBLE RIPPLE CURRENT

Frequency	50Hz	120Hz	300Hz	1kHz	10kHz \leq
Coefficient	0.35	0.5	0.64	0.83	1.00