
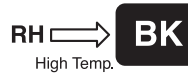


# MINIATURE ALUMINUM ELECTROLYTIC CAPACITORS

**BK** For PSU, High Temperature Series

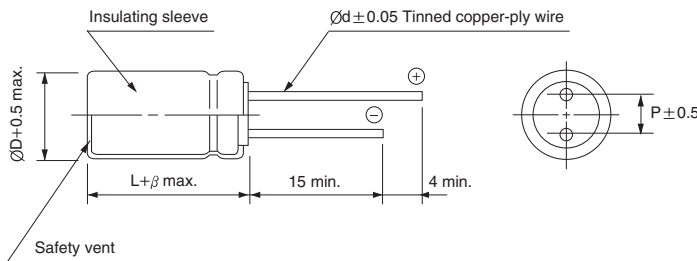
- High reliability withstanding 5000 hours load life at 125°C
- Suitable for compact energy saving lamp
- Complied to the RoHS directive



Item	Characteristics						
Operating temperature range	-25 ~ +125°C						
Leakage current max.	$I = 0.03CV + 15\mu A$ ( $CV \leq 1000$ ), $I = 0.02CV + 25\mu A$ ( $CV > 1000$ ) (after 5 minutes)						
Capacitance tolerance	$\pm 20\%$ at 120Hz, 20°C						
Dissipation factor max. (at 120Hz, 20°C)	Rated Voltage(V)	160	200	250	350	400	450
	$\tan\delta$	0.15	0.15	0.15	0.20	0.24	0.24
Low temperature characteristics (Impedance ratio at 120Hz)	WV	160	200	250	350	400	450
	$Z_{-25^\circ C} / Z_{+20^\circ C}$	3	3	3	6	6	6
Load life	After an application of DC bias voltage plus the rated AC ripple current for 5000 hours at 125°C. The measurement shall meet the following limits. The DC voltage plus the peak AC voltage combined must not exceed the rated voltage.						
	Leakage current	Less than specified value					
	Capacitance change	Within $\pm 20\%$ of initial value					
	$\tan\delta$	Less than 200% of specified value					
Shelf life (at 125°C)	450WV products are for 2000 hours.						
	After 1000 hours no load test, leakage current, capacitance and $\tan\delta$ are same as load life value. The measurement shall be performed at 20°C by the KS C IEC 60384 - 4						

## ● DRAWING

Unit : mm



ØD	10	12.5	16
P	5.0	5.0	7.5
Ød	0.6	0.6	0.8
β	2.0		

## ● DIMENSIONS & MAXIMUM PERMISSIBLE RIPPLE CURRENT

µF \ WV	160		200		250		350		400		450	
2.2							10 × 12.5	135	10 × 12.5	135		
3.3					10 × 12.5	135	10 × 16	180	10 × 16	150		
4.7	10 × 12.5	135	10 × 12.5	150	10 × 12.5	150	10 × 16	195	10 × 20	255	10 × 25	156
					10 × 16	180	10 × 20	255				
10	10 × 12.5	165	10 × 12.5	195	10 × 16	210	12.5 × 20	375	12.5 × 20	375	12.5 × 20	232
	10 × 16	210	10 × 16	240	10 × 20	255						
22	10 × 20	420	10 × 20	420	12.5 × 20	450					16 × 25	415
33	12.5 × 20	600	12.5 × 20	600	12.5 × 25	675					16 × 31.5	548
47	12.5 × 25	780	12.5 × 25	780								

← Ripple current (mA rms) at 125°C, 100kHz  
← Case size ØD × L (mm)

## ● FREQUENCY COEFFICIENT OF PERMISSIBLE RIPPLE CURRENT

Frequency	60Hz	120Hz	1kHz	10kHz	50kHz	100kHz ≤
Coefficient	0.30	0.40	0.70	0.90	0.95	1.00