
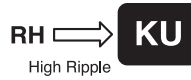


MINIATURE ALUMINUM ELECTROLYTIC CAPACITORS

KU For PSU, High Ripple Current, Long Life Series

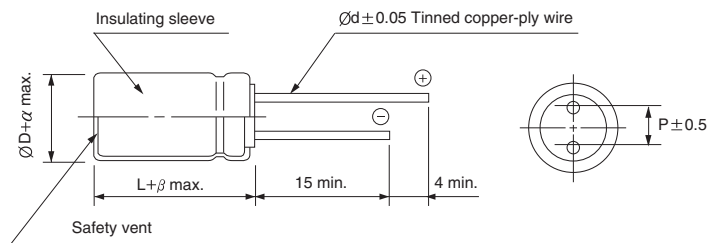
- High ripple current
- High reliability withstanding 5000 hours load life at 105°C
- Suited for ballast application
- Complied to the RoHS directive



Item	Characteristics		
Operating temperature range	WV	400 ~ 450	500
	Temperature range	-40 ~ +105°C	-25 ~ +105°C
Leakage current max.	I = 0.02CV + 15µA (after 5 minutes)		
Capacitance tolerance	±20% at 120Hz, 20°C		
Dissipation factor max.	0.24max. at 120Hz, 20°C		
Low temperature characteristics (Impedance ratio at 120Hz)	WV	400 ~450	500
	Z-25°C/Z+20°C	6	6
	Z-40°C/Z+20°C	10	-
Load life	After an application of DC bias voltage plus the rated AC ripple current for 5000 hours at 105°C. The measurement shall meet the following limits. The DC voltage plus the peak AC voltage combined must not exceed the rated voltage.		
	Leakage current	Less than specified value	
	Capacitance change	Within ±20% of initial value	
	tanδ	Less than 200% of specified value	
Shelf life (at 105°C)	After 1000 hours no load test, leakage current, capacitance and tanδ are same as load life value. The measurement shall be performed at 20°C by the KS C IEC 60384 - 4		

● DRAWING

Unit : mm



ØD	10	12.5	16	18	20
P	5.0	5.0	7.5	7.5	10.0
Ød	0.6	0.6	0.8	0.8	0.8
α	0.5				1.0
β	2.0				3.0

● FREQUENCY COEFFICIENT OF PERMISSIBLE RIPPLE CURRENT

µF	Frequency	60Hz	120Hz	1kHz	10kHz	50kHz	100kHz ≤
~ 4.7		0.25	0.30	0.60	0.80	0.90	1.00
6.8 ~ 15		0.30	0.40	0.70	0.90	0.95	1.00
22 ~ 150		0.40	0.50	0.80	0.90	0.95	1.00

KU series

● DIMENSIONS & MAXIMUM PERMISSIBLE RIPPLE CURRENT

WV Item μF	400		420		450		500	
	ØD×L(mm)	Ripple current (mA rms) 105°C, 100kHz	ØD×L(mm)	Ripple current (mA rms) 105°C, 100kHz	ØD×L(mm)	Ripple current (mA rms) 105°C, 100kHz	ØD×L(mm)	Ripple current (mA rms) 105°C, 100kHz
1.0	10×12.5	108						
2.2	10×12.5	120	10×12.5	120	10×12.5	120		
3.3	10×12.5	154	10×12.5	154	10×12.5	154		
4.7	10×16	216	10×16	216	10×20	216		
6.8	10×16	240	10×16	240	10×20	240		
10	10×20	336	10×20	336	12.5×20	360	12.5×20	360
15	12.5×16	336					12.5×25	432
22	12.5×25	516	12.5×25	516	12.5×25	516	16×25	504
33	16×25	768	16×25	792	16×25	768	16×31.5	672
47	16×31.5	900	16×31.5	900	16×31.5	840	18×35.5	840
56			18×25	900	18×25	900	18×35.5	888
68	16×31.5	1056	16×31.5	1080	16×35.5	1200	16×45	1080
82	16×35.5	1200	16×40	1260	16×35.5	1242	16×45	1236
100	18×35.5	1344	16×45	1440	16×45	1450	16×50	1320
120	18×40	1500	18×40	1536	16×50	1620	20×41	1570
150	20×41	1656	20×41	1800				