


# LARGE ALUMINUM ELECTROLYTIC CAPACITORS

## LW,SW For Welding Machine Series

- For welding machine applications
- Charge and discharge characteristic : 100000 cycles at 5 ~ 35°C
- LW series with lug terminal type, SW series with screw terminal type
- Complied to the RoHS directive

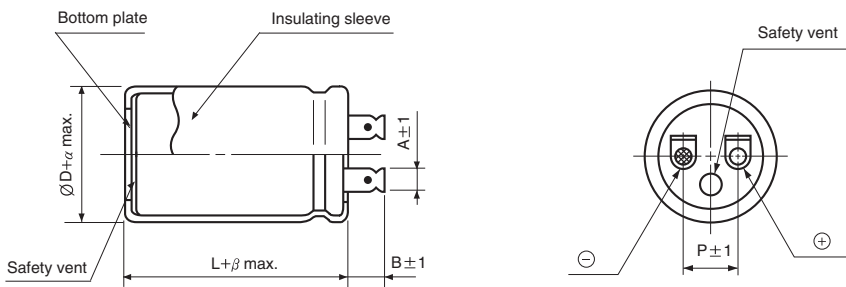


Item	Characteristics	
Operating temperature range	-25 ~ +85°C	
Capacitance tolerance	-10 ~ +50% at 120Hz, 20°C (Capacitance Tolerance "T")	
Leakage current max.	$I=3\sqrt{CV}$ (µA) (after 5 minutes)	
Dissipation factor max.	0.20 max.at 120Hz, 20°C	
Charge and discharge characteristics	After charge and discharge for 100000 cycles at 5~35°C with application of the rate voltage, the capacitors shall be satisfied the following specifications.	
	Leakage current	Less than 150% of specified value
	Capacitance change	Within $\pm 15\%$ of initial value
	tanδ	Less than 150% of specified value
Conditions		
Charge resistance	: 4Ω      Charge time : 1 sec	
Discharge resistance	: 0.12Ω      Discharge time : 0.5sec	

### DRAWING

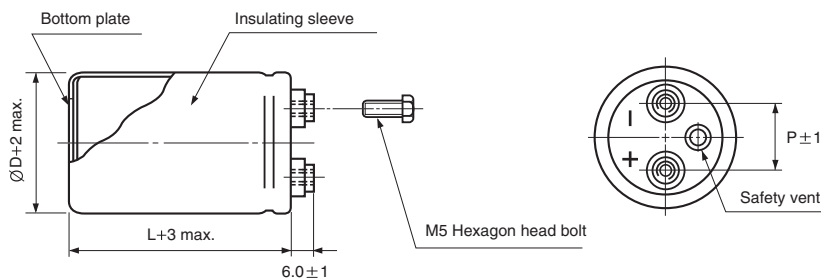
Unit : mm

#### LW series



ØD	35	51
P	14	18
α	1	2
β	2	3
A	4.5	8
B	8	13

#### SW series



ØD	35	51	63.5	76.2
P	12.7	22	28.6	31.8

### DIMENSIONS

ØD × L (mm)

WV SERIES µF	315		475	
	LW	SW	LW	SW
225			51 × 100	51 × 100
330	35 × 100			
470	51 × 100			76.2 × 120
1000		63.5 × 140		76.2 × 160
1500		76.2 × 120		
2200		76.2 × 160		