

SPECIFICATION FOR APPROVAL

Model: MCE0058C0-0016R0TBZ
File Number: JX-YF-S-189.E
File Version: V2017-1

Supreme Power Solutions Co., Ltd.
Room 425, Tailai Business Mansion, No.88, Nongda South Rd,
Haidian District, Beijing, P.R. China
TEL: +86-400-600-7891
FAX: +86-10-61272268
Email: info@spscap.com


Features

- Compact, fully enclosed splash proof design
- Over 1,000,000 duty cycles
- High power density

Applications

- Wind turbine
- Industrial
- Heavy duty machinery

Specification



ELECTRICAL

MCE0058C0-0016R0TBZ

| | |
|---------------------------------------|-----------|
| Nominal Capacitance | 58 F |
| Capacitance Tolerance | 0% / +20% |
| Rated Voltage | 16 V |
| Surge Voltage | 17 V |
| ESR, DC | 21 mΩ |
| Maximum Continuous Current (Δ T=15°C) | 12 A |
| Maximum Continuous Current (Δ T=40°C) | 20 A |
| Maximum Peak Current, 1 sec. | 200 A |
| Leakage Current | 25 mA |
| Capacitance of Individual Cells | 350 F |
| Number of Cells | 6 |

Environment

| | |
|-----------------------------|----------------|
| Operating Temperature Range | -40°C to +65°C |
| Storage Temperature Range | -40°C to +70°C |
| Environment Humidity | ≤85%RH |

PHYSICAL

| | |
|--------------------------|----------------|
| Weight | 0.7 kg |
| Power Terminals | Terminal Block |
| Vibration Specification | IEC 255-21-1 |
| Shock Specification | IEC 255-21-2 |
| Environmental Protection | IP54 |

FUNCTION

| | |
|-------------------------|---------|
| Cell Voltage Monitoring | N/A |
| Temperature Monitoring | N/A |
| Cell Voltage Management | Passive |

POWER AND ENERGY

| | |
|--------------------------------------|------------|
| Usable Power Density (Pd) | 2,089 W/kg |
| Impedance Match Power Density (Pmax) | 4,353 W/kg |
| Gravimetric Energy Density (Emax) | 2.9 Wh/kg |
| Stored Energy | 2.1 Wh |

| LIFE | | MCE0058C0-0016R0TBZ |
|---|--|---------------------|
| High Temperature (at Rated Voltage & Maximum operating Temperature) | | 1,500 hours |
| Capacitance Change (% decrease from initial measured value) | | ≤20% |
| ESR Change (% increase from specified value) | | ≤100% |
| Room Temperature (at Rated Voltage at 25°C) | | 10 years |
| Capacitance Change (% decrease from initial measured value) | | ≤20% |
| ESR Change (% increase from specified value) | | ≤100% |
| Cycle Life (Number of cycles) | | 1,000,000 |
| Capacitance Change (% decrease from initial measured value) | | ≤20% |
| ESR Change (% increase from specified value) | | ≤100% |
| Shelf Life (25°C, uncharged) | | 4 years |
| SAFE | | |
| Factory High-Pot Test | | 2,500 V DC |

Notes

- Surge voltage is non-repetitive. The duration must not exceed 1 second.
- Maximum peak Current is non-repetitive. The duration must not exceed 1 second.
- Formula of maximum peak Current:

$$I_{peak} = \frac{1 / 2CV}{C \times ESR_{DC} + 1}$$

C is rated capacity, V is rated voltage.

- Formula of power and energy

Usable Power Density $P_d = \frac{0.12V^2}{ESR_{DC} \times mass}$

Impedance Match Power Density $P_{max} = \frac{V^2}{4ESR_{DC} \times mass}$

Gravimetric Energy Density $E_{max} = \frac{1 / 2CV^2}{3600 \times mass}$

Stored Energy $E = \frac{1 / 2CV^2}{3600}$

Measuring Method

1) Charge and Discharge procedure

(Figure 1)

- A) Charge the capacitor using constant current I to rated voltage V_0
- B) Keep rated voltage 5 min
- C) Discharge the capacitor using constant current I to half rated voltage, record discharge time T_1 during voltage change from V_1 to V_2
- D) Rest 2-5s, record voltage change ΔV
- E) Discharge it to a very low voltage around 0.01V
- F) $V_1=85\% V_0$ $V_2=50\% V_0$

2) Capacitance

$$C = I \cdot T_1 / (V_1 - V_2)$$

C: Capacitance (F)

I: Constant Discharge Current (A)

T_1 : Discharge Time (S)

$V_1 - V_2$: Voltage Change (V)

3) DC ESR

$$\text{DC ESR} = \Delta V / I$$

DC ESR: DC Equivalent Series Resistance (Ω)

ΔV : Voltage Change (V)

I: Constant Discharge Current (A)

4) AC ESR

Measure AC ESR using LCR meter

Frequency: 1KHz

Voltage: fully discharge

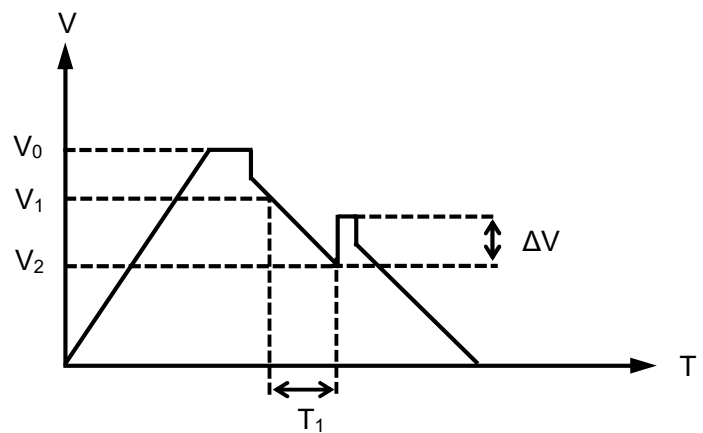
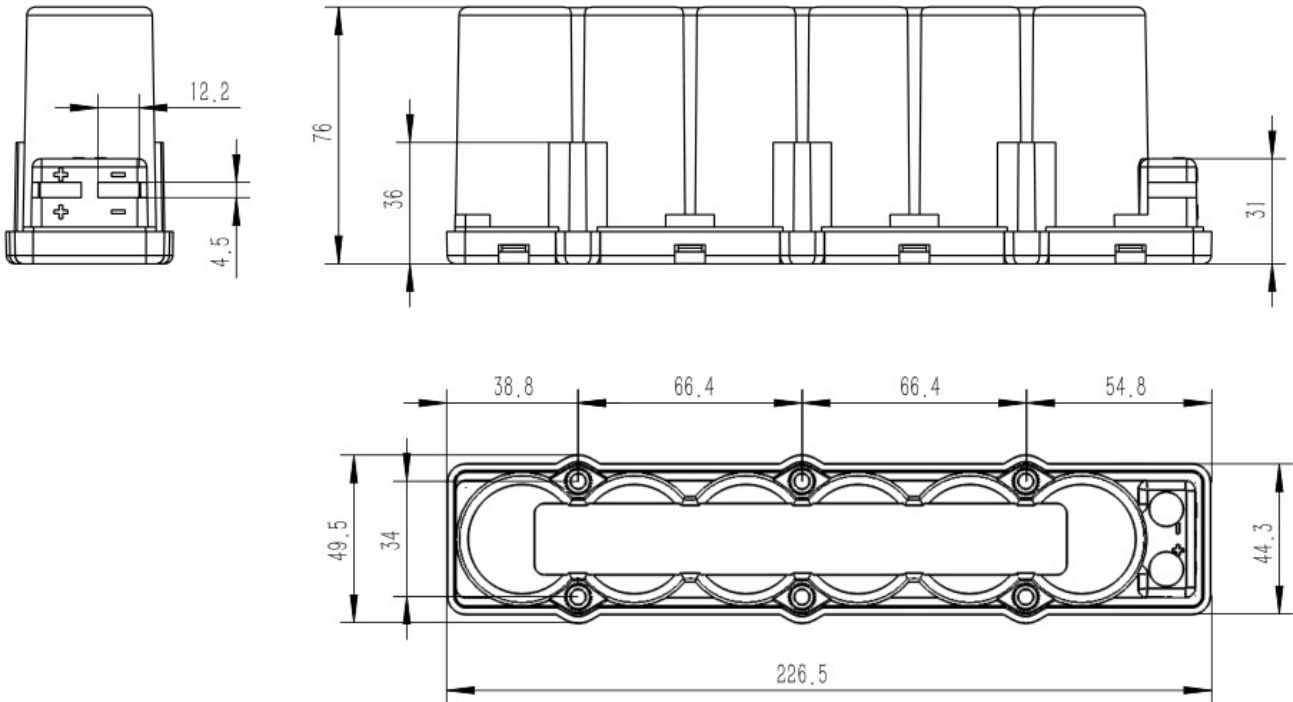


Figure 1

Dimensions



| Part Number | Dimension (mm) | | |
|---------------------|--------------------------|--------------------------|--------------------------|
| | L ($\pm 0.5\text{mm}$) | W ($\pm 0.5\text{mm}$) | H ($\pm 0.5\text{mm}$) |
| MCE0058C0-0016R0TBZ | 226.5 | 49.5 | 76 |