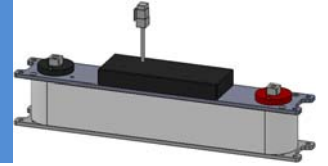


MCP0108C0-0016R0SHC



FEATURES AND BENEFITS

- Compact, fully enclosed splash proof design
- Highest power performance
- Individually balanced cells
- Over 1,000,000 duty cycles
- Ultra-low internal resistance

TYPICAL APPLICATIONS

- Automotive
- Industrial
- Telecommunications
- Railway transportation
- Uninterruptible Power Supplies(UPS)

SPECIFICATIONS

ELECTRICAL

Capacitance

Nominal capacitance	108 F
Capacitance tolerance	+20% / -0%

Voltage

Rated voltage	16 V
Absolute Maximum Voltage	17 V

Resistance

ESR, DC	5.6 mΩ
---------	--------

Current

Maximum continuous current ($\Delta T=40^{\circ}\text{C}$)	60 A
Maximum peak current, 1 sec.	500 A
Leakage current (25°C, after 72h)	1.8 mA

TEMPERATURE

Operating temperature range (Cell case temperature)	-40°C to +65°C
---	----------------

Storage temperature range (Storage uncharged)	-40°C to +70°C
---	----------------

PHYSICAL

Weight	3.7 kg
---------------	--------

Power Terminals	M8/M10
------------------------	--------

Recommended Torque - Terminal	20/30 Nm
--------------------------------------	----------

Vibration Specification	GB-T 11287-2000
--------------------------------	-----------------

Shock Specification	GBT 14537-1993
----------------------------	----------------

Environmental Protection	IP54
---------------------------------	------

MONITORING / CELL VOLTAGE MANAGEMENT

Internal Temperature Sensor	NTC Thermistor
------------------------------------	----------------

Cell Voltage Monitoring	Overvoltage Alarm
--------------------------------	-------------------

POWER AND ENERGY

Usable power density (Pd)	1,482 W/kg
----------------------------------	------------

Impedance match power density (Pmax)	3,088 W/kg
---	------------

Gravimetric energy density (Emax)	1.04 Wh/kg
--	------------

Energy available	3.8 Wh
-------------------------	--------

LIFE

High Temperature (at Rated Voltage & Maximum operating Temperature)	1,500 hours
---	-------------

Capacitance change (% decrease from minimum initial value)	≤20%
---	------

ESR change (% increase from maximum initial value)	≤100%
---	-------

Room Temperature (at Rated Voltage at 25°C)	10 years
---	----------

Capacitance change (% decrease from minimum initial value)	≤20%
---	------

ESR change (% increase from maximum initial value)	≤100%
---	-------

Cycle Life (Number of cycles)	1,000,000
---	-----------

Capacitance change (% decrease from minimum initial value)	≤20%
---	------

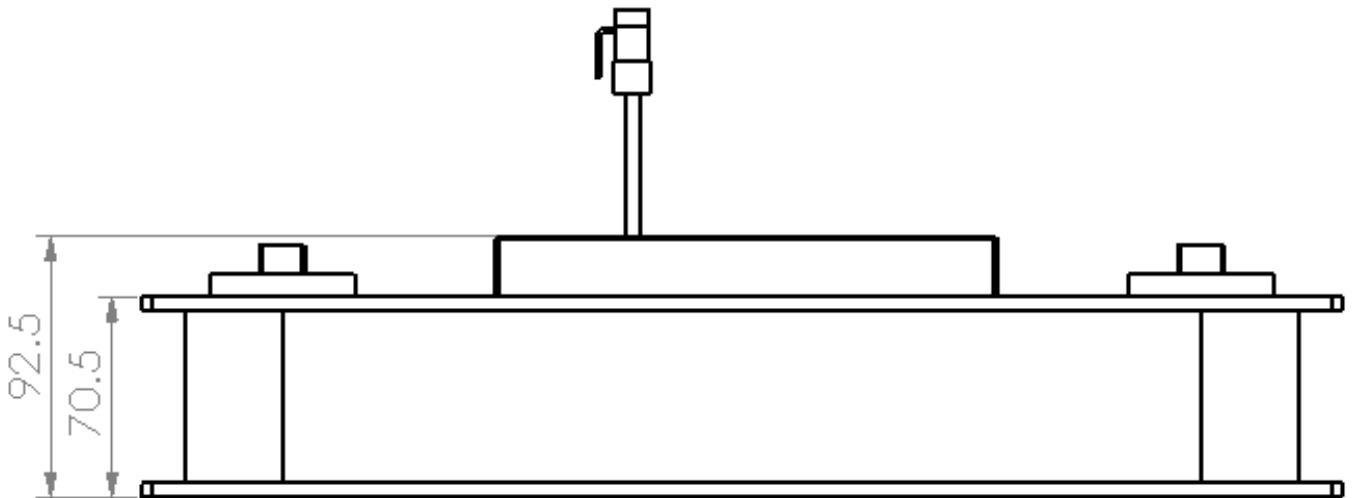
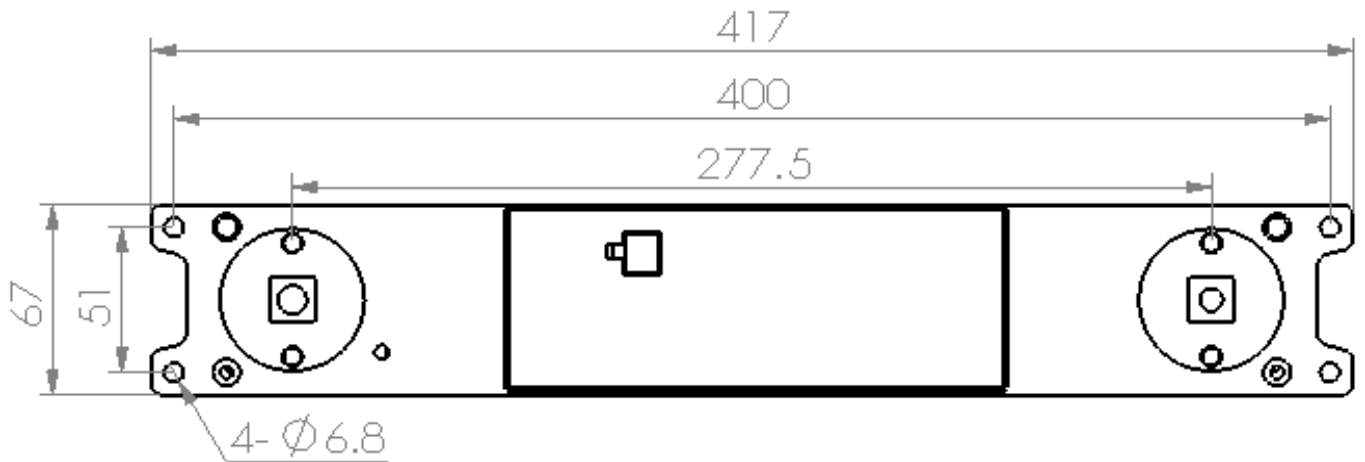
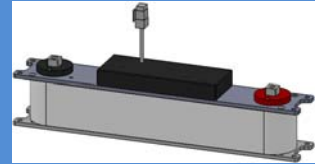
ESR change (% increase from maximum initial value)	≤100%
---	-------

Shelf Life (Stored uncharged up to a maximum storage temperature)	2 years
---	---------

Factory High-Pot Test	1,500 V DC
------------------------------	------------

Environment humidity	≤90%
-----------------------------	------

MCP0108C0-0016R0SHC



Pin No.	Wire color	Defination	Output
1	Black	GND	
2	Red	Over voltage alarm	High - Inactive
			Low - Active
3	Void	Void	
4	Green	Temperature	

Part Number	Dimension (mm)			Package Quantity(set)
	L (±0.5mm)	W (±0.5mm)	H (±0.5mm)	
MCP0108C0-0016R0SHC	417.0	67.0	92.5	2

Product dimensions are for reference only unless otherwise identified. Product dimensions and specifications may change without notice.
Please contact SPS directly for any technical specifications critical to application.